

Spare parts

ITEM NO.	PART NO.	DESCRIPTION
1	GB/T818	Cross Recess Pan Head Screw M4*12
2	GB/T97.1	Washer v
3	MWL10B4P-02A	Fan shroud
4	GB/T894.1	Circlips for shaft -14
5	MWL10B4P-19	Fan A
6	GB/T77	Bolt M8*8
7	MWL10B4P-05	Crankshaft
8	GB/T276	Bearing
9	GB/T6170	Hex nut M6
10	MWL10B4P-07	Connecting rod
11	GB/T70.1	Hexagon socket cap screws M6X30
12	M20B-06	Hex head bolt M5*117
13	GB/T93	Spring washer Ø5
14	GB/T97.1	Flat washer Ø5
15	GB/T6170	Hex nut M4
16	MWL10B4P-17	Crankcase
17	AC2030BH-IFJ-005D	Power cord
18	6N-4	Strain relief
19	GB/T276	Bearing
20	MWL10A4P.01	Stator assembly
21	MWL10B4P.02	Rotator assembly
22	GB/T6177.1	Hexagon nut with flange M5
23	MWL10B4P-20	Fan B
24	MWL10B4P-06	Piston ring
25	MWL10B4P-18	Piston cap
26	JB982	Bonded washer Ø6
27	MW15BG.04-01	Pattern hexagon socket bolt M6*16
28	MWL10B4P-08	Piston cap gasket
29	MWL10B4P-09	Cylinder
30	MWL10B4P-12	Cylinder seal
31	GB/T823	Cross Recess Pan Head Screw M4*6
32	MWL10B4P-03	Reed valve
33	MWL10B4P-01	Valve plate
34	GB/T818	Cross Recess Pan Head Screw M3*10
35	GB/T97.1	Flat washer Ø3
36	MWL10B4P-21A	Cushion
37	MWL10B4P-04B	Reed valve block
38	GB/T6170	Hex nut M3
39	GB/T818	Cross Recess Pan Head Screw M4*8

ITEM NO.	PART NO.	DESCRIPTION
40	MWL10B4P-11	Cylinder cap seal
41	MWL10B4P-10A	Cylinder A
42	GB/T97.1	Flat washer Ø6
43	GB/T93	Spring washer Ø6
44	GB/T70.1	Hexagon socket head bolt M6*55
45	AC2520BDM.01E	Cold start valve
46	MWL10B4P-16	Air pipe seal Ø13.5*Ø2
47	MWL10B4P-15A	Air pipe
48	MWL10B4P-10B	Cylinder B
49	AC1506-15S	Elbow
50	GB/T845	Cross recessed Pan head tapping screws ST3.9*19
51	MWL10B4P-13B	Pump cover
52	MWL10B4P-14A	Pipe holder
53	MWL20B4P-13	Rubber inserter
54	MWL20B4P.04	Rubber cushion
55	GB/T6183.1	Special hex nut M8
56	AC1506.14K	Air filter
57	GB/T5783	Hex bot M6*16
58	GB/T96.1	Flat washer Ø6
59	ACWL1008LBGM4P-07A	Rubber feet
60	ACW2506BG4P.13C	Drain valve
61	CWG-08/1.0-00A	Tank assembly
62	Ø24.3*Ø2.8 (1008)	O ring Ø24.3*Ø2.8
63	ACW2020AH-02A	Inspection port fitting
64	AC2520BDM-04C	Straight fitting
65	ACW05038BGM4P.02-02C	Pressure regulator
66	AC2016BD-13A	Inserter
67	AC1506.02D5	Safety valve
68	AC2030BH-I.01J	Pressure gauge
69	AC2030BH-I.01J	Pressure gauge
70	AC1506.06Q	Coupler
71	ACWL1008LBGM4P-01	Control panel
72	ACW05038BGM4P-03	Hexagon plain round head non-slip bolt M6*14
73	CWE-16/0.7-03	Rubber grip
74	ACW2016BDM-10D	Elbow
75	AC2016BDM-I-01	Sleeve
76	AC1506.11-03A	Ferrule A
77	AC1506.11-01B	Tube nut
78	Ø10*1.25 (1008)	Teflon tube Ø10*1.25

ITEM NO.	PART NO.	DESCRIPTION
79	Ø15.5*2 (1008)	O ring Ø15.5*2
80	ACW05038BGM4P-01B	Fitting
81	ACW05038BGM4P-02	Hex loose nut
82	AC1506.01G	Pressure switch
83	Ø6*1.25 (1008)	Teflon tube Ø6*1.25
84	AC1506.08-01B	Tube nut
85	AC1506.08-03A	Ferrule B
86	AC2016BDM-I-01A	Sleeve
87	AC1506.09W	Check valve
88	MW05B4P-15A	Sealing
89	ACWL1008LBGM4P-02	Exhaust tube assembly
90	AC2030BH-IFJ-004C	Power cord
91	AC2030BH-IFJ-004D	Power cord
92	5N-4	Strain relief
93	CWH-30/0.7-001-05C	Capacitor case
94	M20B.02.02W	Thermal protector
95	M20B.04K	Capacitor
96	Ø50.5*Ø2.5 (1008)	O ring Ø50.5*Ø2.5

Figures

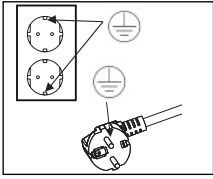


Fig. A

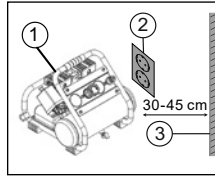


Fig. B

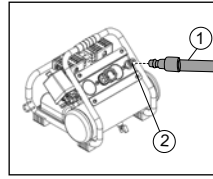


Fig. C

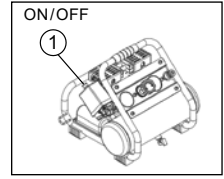


Fig. D

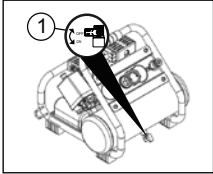


Fig. E

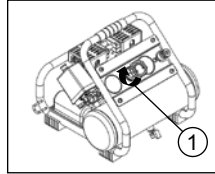


Fig. F

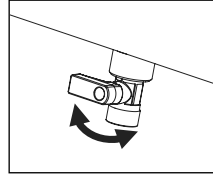


Fig. G

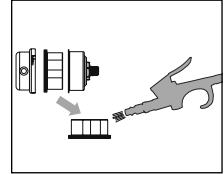


Fig. H

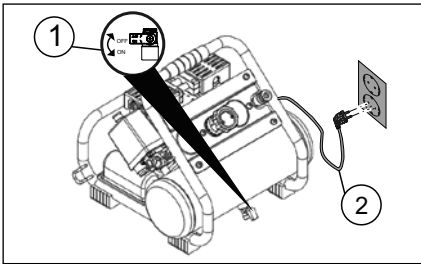


Fig. I

Key parts

